


How to reach Compass, the new headquarter of Brussels Airport Company



Corporate headquarters

Postal address

Visiting ?

Brussels Airport Company NV
August Reyerslaan 80
1030 Brussels

Brussels Airport Company
Brussels National Airport 1M
1930 Zaventem



How to reach Compass...

- By foot
- By bike
- By public transport
- By car or motorbike

What to do when you arrive...


How to reach Compass... by foot



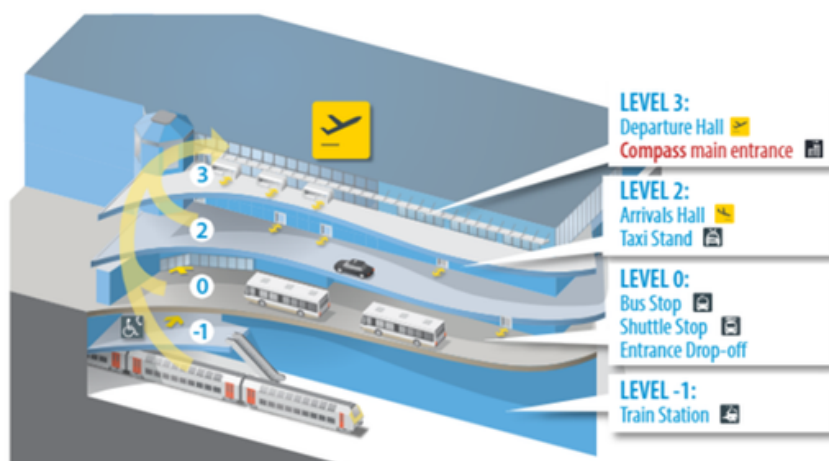
Walk to the terminal and go through the departure hall (level +3) to the main Compass entrance around row 10, next to Panos.




How to reach Compass... by bike



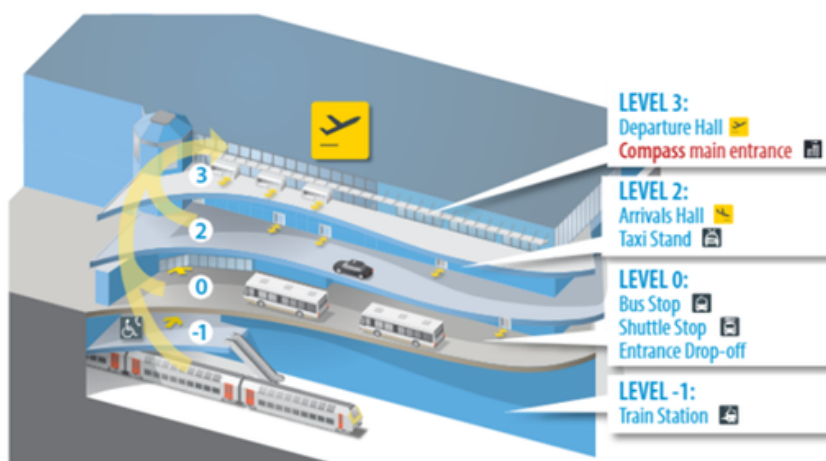
Go to the bus parking (level 0), get off and walk with your bicycle in your hand to the secured bicycle parking at P15-S. Use the intercom to gain access to the bicycle parking area. Then go to the terminal entrance and take the elevator or escalator to the departure hall (level +3). The Compass entrance is located around row 10, next to Panos.



How to reach Compass... by public transport



From the Brussels Airport bus stop (level 0) or train station (level -1), take the elevator or escalator to the departures hall (level +3). Then walk to the Compass entrance around row 10, next to Panos.



How to reach Compass... by car or motorbike



Visitors can park in the Front Parkings P1, P2 or P3. Then go to the departure hall (level +3). You will find the Compass entrance around row 10, next to Panos.

You can validate your parking ticket at the Compass reception upon arrival.



What to do when you arrive...

First sign in at the **reception**. You will be welcomed, registered and assisted from 8AM till 6PM and receive your visitor's badge. If your visit is outside these hours, you will be received by the Brussels Airport Company colleague with whom you have an appointment. He or she will also give you your badge.

For obvious security reasons, we ask you to **wear your badge visibly**.

As a visitor you can move freely on the 3rd floor (Forum), as long as your colleague from Brussels Airport Company is present in the building. If that colleague is not (yet) here, we ask you to take a seat in the waiting room opposite the reception.

On floor +3 there are 15 lockers that can be used by visitors to store their personal belongings.



How to connect to our Guest WIFI?

- Connect to the BAC_GUEST SSID.
- A browser will pop up.
- Please enter your details, read and accept the terms of use and select "Register".
- You will receive an SMS with your personal login information.
- Log in with your username and password.
- You now have internet access.